

Cav2.1 Cell Line Data Sheet

Channel	Cav2.1
Catalog Ref.	ICE-CHO-Cav2.1
Gene	CACNA1A
Sources	human
Expression system	CHO
Method	whole cell patch clamp
Standard time	2 weeks (<10cpds)
Reference inhibitor	Cadmium ($2.9 \pm 0.658\mu\text{M}$)
Target	migraine, seizure and ataxia syndromes

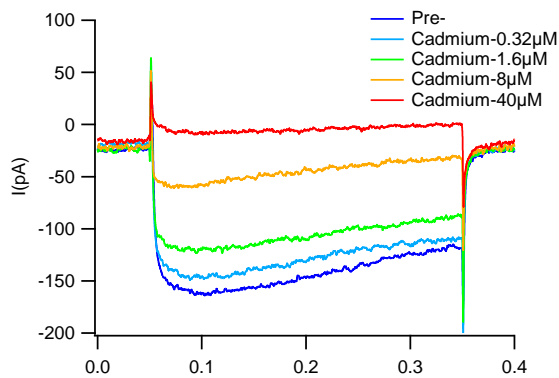


Figure 1. Representative traces of Cav2.1 currents, in the absence or presence of Cadmium at different concentrations

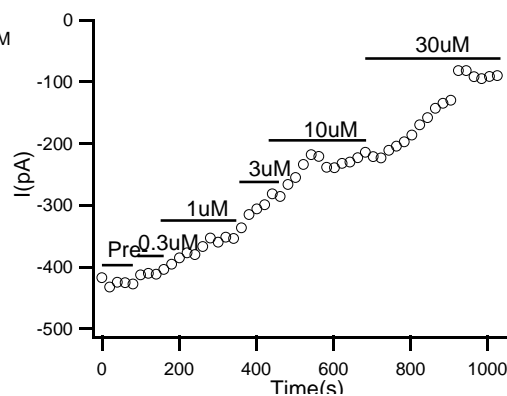


Figure 2. Time course of Cav2.1 inhibition by Cadmium at different concentrations

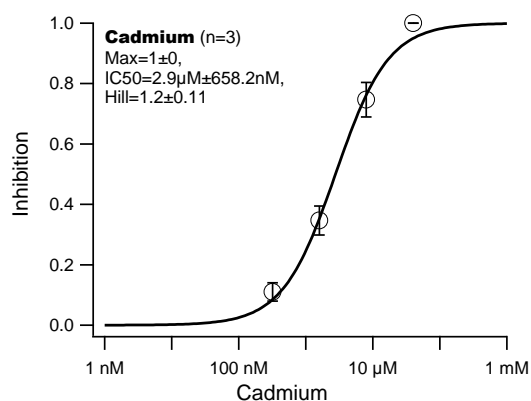


Figure 3. Concentration-dependent effects of Cadmium on $I_{Cav2.1}$

Further validation data available on request.